

## Appendix 9.8

### Secondary Health Data Analysis

ERC  
**ESIA FOR THE HYDRO-CRACKING COMPLEX AT MOSTOROD**  
**SOCIAL APPENDICES**

## Appendix 9.8 Secondary Health Data Analysis

Data was collected from the National Information Centre, MOHP sources, CAPMAS sources and National Planning Institute. In addition data provided by ERC (the socio-economic scoping survey) and data on health providers and demographic information and household survey or utilization of health services was considered.

### I. The North Plot

#### Health facilities in North Plot:

The North Plot health care is officially supplied by El Khosos Health Office – affiliated to Ministry of Health & Population, and serving the following concerned residential areas:

- a. El Khosos
- b. El Karatssa
- c. Ezbet Naguib

The El Khosos Integrated Hospital is under renovation which might end within few months.

#### Official Health Facilities in El Khosos – Affiliated to Ministry of Health & Population:

Governorate	Unit	Address	Tel	Key Person
Qalubia (for North Plot) Undersecretary : Dr. Mamdouh Khalaf Mob: 0105573238	El Khosos Health District	El Khosos city		Dr. Sayed Mohamd El Kasaby
	El Khosos Health Centre	El Khosos city		Dr. Labib Mikhail
	El Khosos Integrated Hospital	El Khosos city	0224370909	Dr. Saif

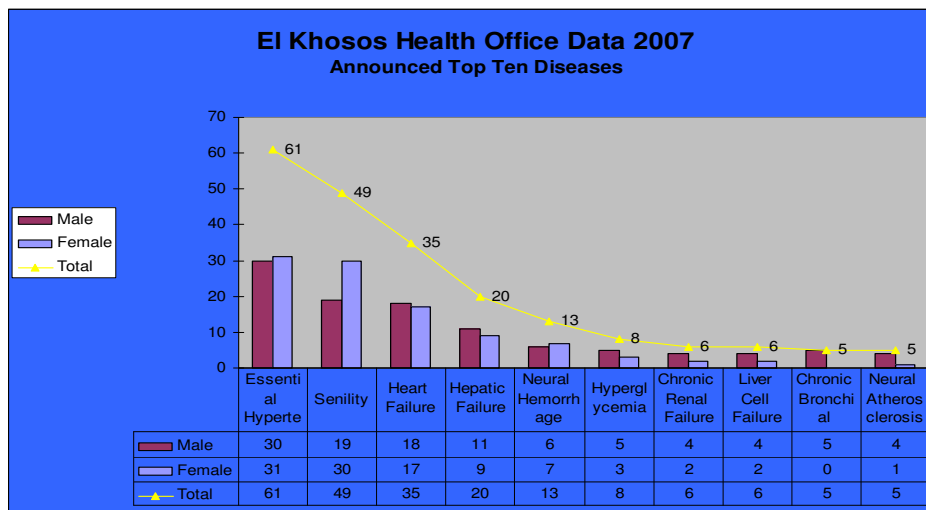
### The Top Ten Causes of Death (Reference: National Information Centre, MOHP)

#### I- El Khosos Health Office Data in 2007

Disease Code	Disease Name	Males	Females	Total
I 10	Essential Hypertension	30	31	61
R 54	Senility	19	30	49
I 50	Heart Failure	18	17	35
K 72	Hepatic Failure	11	9	20
I 61	Neural Haemorrhage	6	7	13
R 73	Hyperglycaemia	5	3	8
N 18	Chronic Renal Failure	4	2	6
K 72.9	Liver Cell Failure	4	2	6
J 44.9	Chronic Bronchial Asthma	5	0	5
I 66	Neural Atherosclerosis	4	1	5

The top three cause of death in Khosos are essential hypertension, senility and heart failure

**ERC**  
**ESIA FOR THE HYDRO-CRACKING COMPLEX AT MOSTOROD**  
**SOCIAL APPENDICES**



**II. The South Plot**

It is affiliated to Matareya District in Cairo Governorate.

**Health facilities in the South Plot**

The South Plot health care is officially supplied by Arab El-Tawayla Health Office – affiliated to Matareya Health & Population Directorate, Ministry of Health & Population.

Name	Address	Tel.
Arab El-Tawayla Health Office	Arab El El-Tawayla St.	26539418

It serves the following residential areas:

- a. Arab El-Tawayla
- b. Arab El Hessn
- c. Ezbet Atef (the health office is located in its centre)

Arab El-Tawayla Health Office space is hosting the Women's club of this area.

**ERC**  
**ESIA FOR THE HYDRO-CRACKING COMPLEX AT MOSTOROD**  
**SOCIAL APPENDICES**

**Health Facilities - Affiliated to Ministry of Health & Population:**

Governorate	Unit	Address	Tel	Key Person
Cairo (for South Plot)  Undersecretary : Dr. Nebal Awad	Matareya Health District (region)	144 Masr wa El Sudan St.	0226848416 0226834448	Dr. Iman Abdel Hameed, Director
	Arab El-Tawayla Health Office	El Wahda El Aarabia St. off El Aarbaain St.	0226539418	Dr. Husam Helmy, Director
	El Aakad Health Office	Matareya Square	0222509653	
	Matareya 2 <sup>nd</sup> Health Office	Gobian St. El Masala	0226542953	
	Matareya Polyclinic (El Hamala)	Mary Tree St. El Matarawi St.	0222504339	
	Endemic Diseases Centre	Mary Tree St. El Matarawi St.	0222504339	

**Family Planning Centers:**

Name	Address	Tel.
Family Planning Center inside Arab El-Tawayla Health Office	Arab El-Tawayla St.	26539418
Mobile Clinic (A)	El Tawfikia St. – Arab El-Tawayla	

**Ambulance/Emergency Centers in Matareya District – Affiliated to Ministry of Health & Population:**

Name	Address	Tel.
Ambulance/Emergency Center inside Matareya Health Office	Gobian St.	26542395

**Private Hospitals in the South Plot:**

Hospital Name	Address	Tel.
El Anwar El-Mohamadia Hosp.	10 El Matareya St., El Matareya Square	22507149
El Bahrawy Specialized Hosp.	9 Ezzat Basha, Matareya	22504076
El Nour El Mohamady Hosp.	El Mesala Square, Matareya	22517341
El Shefaa Hosp.	36 A El Arbaeen St., Matareya	24919869
El Hak Islamic Hosp.	73 El Mashrooa St., Ain Shams	22524226
El Kholafaa El Rashedeen Hosp.	El Kablat St., Matareya	22529727
Eleish Islamic Hosp.	2 Ahmed Badawy St., Matareya	24918157
El Matareya Medical Center	1 Hamad St. off El Matarawy St Matareya	22508238
Bassam Hosp.	8 El Ahdaf St., Ain Shams	22519776
El Kablat Specialized Hosp.	1 El Khamasiny Canal, Matareya	22547937

**ERC**  
**ESIA FOR THE HYDRO-CRACKING COMPLEX AT MOSTOROD**  
**SOCIAL APPENDICES**

Hospital Name	Address	Tel.
Dr. Mohamed Abdel Aal Hosp.	2 El Abady St., Ain Shams	22838282
Fahmy Ramadan Hosp.	57 El Matarawy St, Matareya	22516035
El Safwa Hosp.	64 El Matarawy St, Matareya	26504394
Tabark Hosp.	16 Yossef El Degwy St., Ezzbat El Nakhl	24951127
The Virgin Lady Hosp.	8 Ibrahim St., Matareya	22557181
El Tawheed Specialized Hosp.	6 El Trolley St., Matareya	22507350
Bahaa El Din Hosp.	26 Soliman El Refae, Matareya	22519265

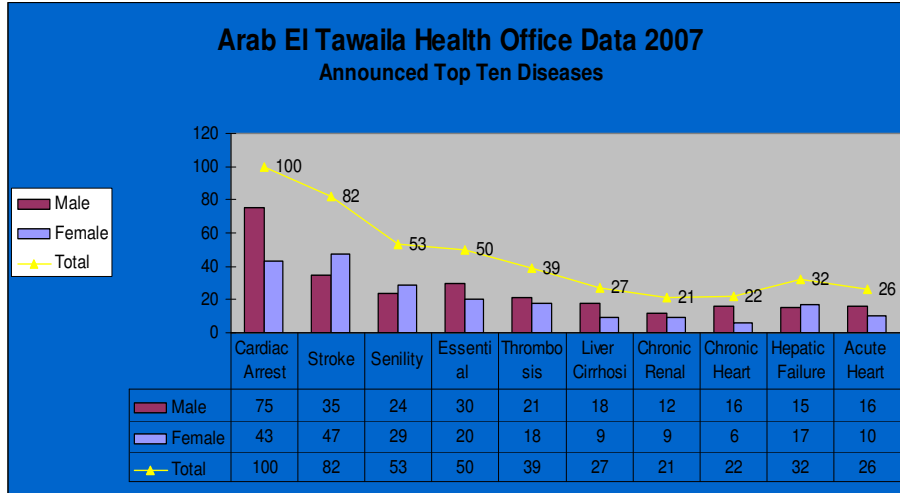
**The Top Ten Causes of Death (Reference: National Information Centre, MOHP)**

**Arab El El-Tawayla Health Office Data in 2007**

Disease Code	Disease Name	Males	Females	Total
I 46	Cardiac Arrest	75	43	118
I 63	Stroke	35	47	82
R 54	Senility	24	29	53
I 10	Essential Hypertension	30	20	50
I 74	Thrombosis	21	18	39
K 74	Liver Cirrhosis	18	9	27
N 18	Chronic Renal Failure	12	9	21
I 50	Chronic Heart Failure	16	6	22
K 72	Hepatic Failure	15	17	32
I 21	Acute Heart Failure	16	10	26

As we see in the above table the top three causes of death in Arab El El-Tawayla are cardiac arrest, stroke and senility.

**ERC**  
**ESIA FOR THE HYDRO-CRACKING COMPLEX AT MOSTOROD**  
**SOCIAL APPENDICES**



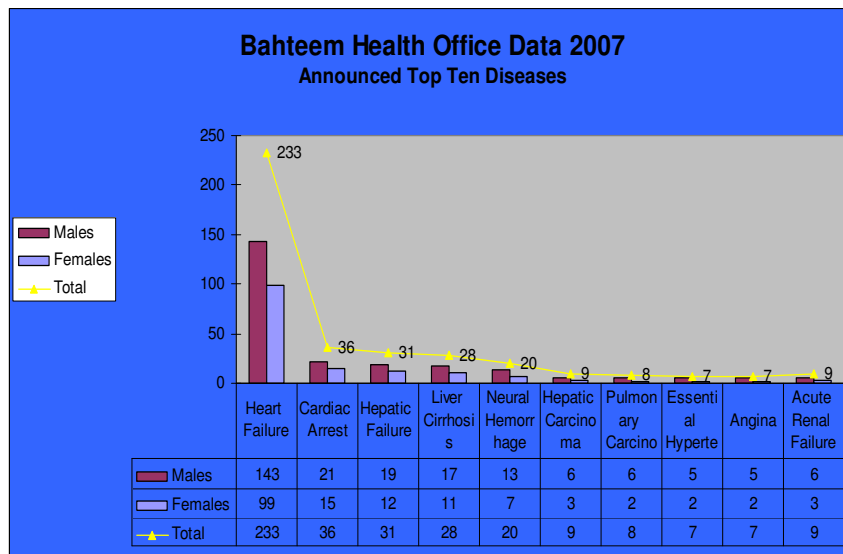
**III. The Laydown Area**

**The Top Ten Causes of Death (Reference: National Information Centre, MOHP)**  
**Bahtem 1<sup>st</sup> Health Office Data in 2007:**

Disease Code	Disease Name	Males	Females	Total
I 50	Heart Failure	143	99	242
I 46	Cardiac Arrest	21	15	36
K 72	Hepatic Failure	19	12	31
K 74	Liver Cirrhosis	17	11	28
I 61	Neural Haemorrhage	13	7	20
C 22	Hepatic Carcinoma	6	3	9
C 34	Pulmonary Carcinoma	6	2	8
I 10	Essential Hypertension	5	2	7
I 20	Angina	5	2	7
N 17	Acute Renal Failure	6	3	9

The top three causes of death in Bahtem are heart failure, cardiac arrest and hepatic failure.

ERC  
ESIA FOR THE HYDRO-CRACKING COMPLEX AT MOSTOROD  
SOCIAL APPENDICES

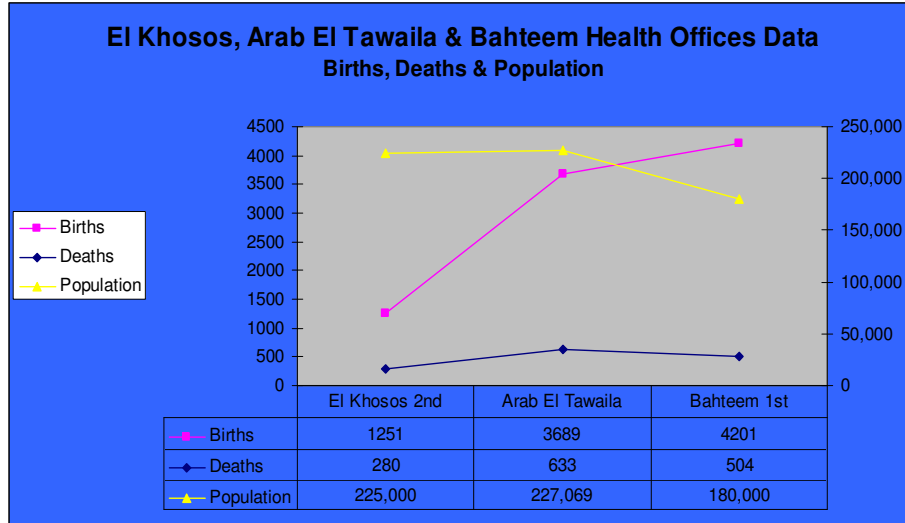


**Analysis of El Khosos, Arab El El-Tawayla, and Bahteem Health 2007 Data**

**Births, Deaths, Population, and Vaccination Coverage, National Information Centre, MOHP:**

Data		El-Khosos	Arab El-Tawayla	Bahteem 1 <sup>st</sup>
<b>Births</b>		1251	3689	4201
<b>Deaths</b>		280	633	504
<b>Population</b>		225,000	227,069	180,000
<b>Vaccination</b>	<b>B.C.G</b>	1184	3454	4189
	<b>D.P.T 3<sup>rd</sup> Dose</b>	1203	3334	3548
	<b>Polio 3<sup>rd</sup> Dose</b>	1203	3334	3548
	<b>Measles</b>	1219	3305	3372
	<b>Hepatitis 3<sup>rd</sup> Dose</b>	1203	3334	3548
<b>Tel.</b>		224381401	26539418	48266210

ERC  
ESIA FOR THE HYDRO-CRACKING COMPLEX AT MOSTOROD  
SOCIAL APPENDICES



As clarified above, the vaccination coverage during 2007 was:

**In El-Khosos:**

- The % of vaccinated children with B.C.G to total births is 94.64%
- The % of vaccinated children with D.P.T to total births is 96.16%
- The % of vaccinated children with Polio to total births is 96.16%
- The % of vaccinated children with measles to total births is 97.44%
- The % of vaccinated children with Hepatitis to total births is 96.16%

**In Arab El-Tawaila:**

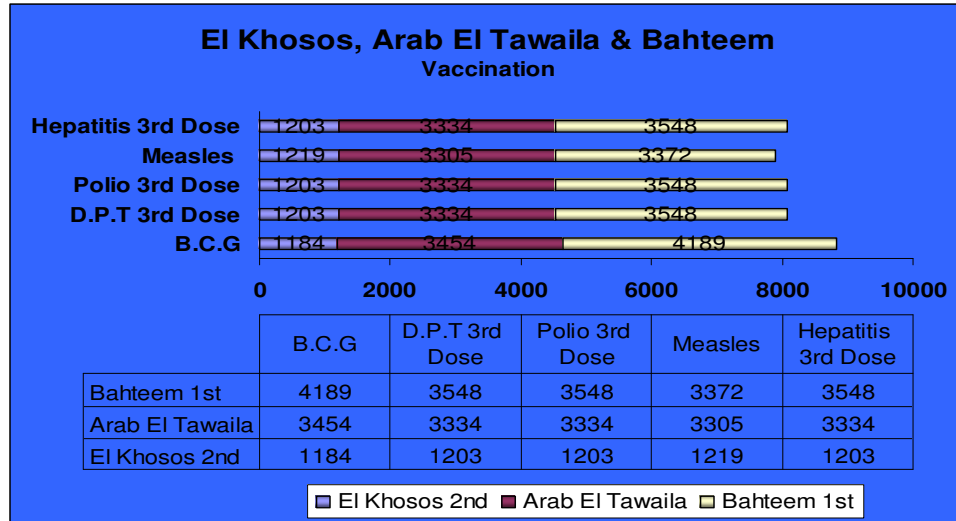
- The % of vaccinated children with B.C.G to total births is 93.63%
- The % of vaccinated children with D.P.T to total births is 90.38%
- The % of vaccinated children with Polio to total births is 90.38%
- The % of vaccinated children with measles to total births is 89.6%
- The % of vaccinated children with Hepatitis to total births is 90.38%

**In Bahteem 1<sup>st</sup>:**

- The % of vaccinated children with B.C.G to total births is 99.7%
- The % of vaccinated children with D.P.T to total births is 84.46%
- The % of vaccinated children with Polio to total births is 84.46%
- The % of vaccinated children with measles to total births is 80.27%
- The % of vaccinated children with Hepatitis to total births is 84.46%



ERC  
ESIA FOR THE HYDRO-CRACKING COMPLEX AT MOSTOROD  
SOCIAL APPENDICES



**The Top 10 Cases OF Admission in the Project Area (2007)**

#	Name of Case
1	Single Normal Labour
2	Acute Appendicitis
3	Acute Tonsillitis
4	Gastroenteritis & Infected Diarrhoea
5	Abortion of Unknown Causes
6	Open Cut Wounds Of Scalp
7	Skin Abscess
8	Acute Bronchitis
9	Renal Colic
10	Uterine Bleeding& Vaginal Bleeding
11	Piles
12	Inguinal Hernia

(Reference: National Information Centre, MOHP)

ERC  
ESIA FOR THE HYDRO-CRACKING COMPLEX AT MOSTOROD  
SOCIAL APPENDICES

**The Top 10 Infectious Diseases in the Project Area (2007)**

#	Name Of Disease
1	Viral Hepatitis
2	Pneumonia and Bronchopneumonia
3	Typhoid and Paratyphoid
4	Erysipelas
5	Measles
6	Chicken Pox
7	Puerperal Sepsis
8	Tuberculosis (T.B)
9	Rubella
10	Brucellosis
11	Viral Hepatitis A

(Reference: National Information Centre, MOHP)

**Percentage of Food and Water Conforming Samples from the Project Areas (2007)**

Health Office	Khosos 2 <sup>nd</sup>	Arab El-Tawayla	Bahteem 1 <sup>st</sup>
% of Food Conforming Sample	99.50%	91%	96%
% of Water Conforming Sample	88.60%	98%	87%

(Reference: National Information Centre, MOHP)